

FEATURES

- High LED efficacy of 118lm/W
- ENEC approved 2 channel Dali DT8 driver
- LED module can be programmed in other CCT (2700-6500K)
- Dimmable to 0,1%



Reflector
LV-TW 60°

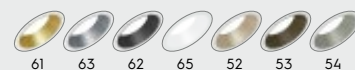
Diffuser
LV-TW 80°

SPRINGS

Standard with CS spring (concrete/gyproc). Also available as above with WS spring (gyproc/metal).

COLOURS

Available colours:



Nr	Housing	Ring
	RAL 9016	
XX=61	Matt white	/ Gold
XX=63	Matt white	/ Silver
XX=62	Matt white	/ Black
XX=65	Matt white	/ White
XX=52	Matt white	/ Beige
XX=53	Matt white	/ Bronze
XX=54	Matt white	/ Green



Nr	Housing	Ring
	RAL 9005	
XX=71	Matt black	/ Gold
XX=74	Matt black	/ Silver
XX=72	Matt black	/ Black
XX=76	Matt black	/ White
XX=70	Matt black	/ Beige
XX=78	Matt black	/ Bronze
XX=79	Matt black	/ Green

Strada 75 LV-TW

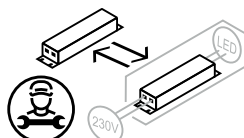
Fixed

SPECIFICATIONS

Beam angle (FWHM)	60° / 80°
Fixture material	Housing: Die cast aluminium / Reflector glass: Polycarbonate
Environment	Indoor
IK rate	IK03
Operating temperature (Ta)	-20°C / +45°C ¹
Safety marks	EN60598 / EN62031 / EN62471
EMC compliance	EN55015
Colour consistency (SDCM)	MacAdam step 3
Warranty	7 years * (within the European Union and the countries of the Free Trade Association for products delivered after 1 May 2015)
Safety class	II
Energy class	These products contain a light source of energy efficiency class F (2700-6500K)

This luminaire contains built-in LED lamps. There are no exchangeable parts inside the luminaire. EU 874/2012

¹ In applications with a flat roof (fi. car showrooms) the temperatures may exceed 45°C. Please ask our sales office for a special driver.



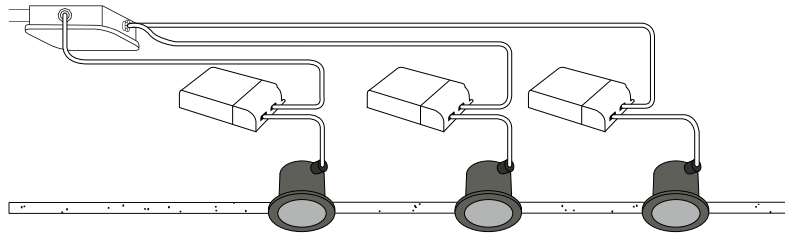
Only when the product is installed in a closed ceiling it may be exposed to water splashes, and only on its front side.

IP20

IP44

STRADA 75 LV-TW 2700-6500K

Downlight incl. PSU



ITEM SPECIFICATIONS (PART A)

Description	Item code CS	Item code WS	Extra	Input	W	Lm	Lm/W	CRI (typ.)
Strada 75 LV-TW 2700-6500K 1250Lm 60° Dali	856A03XX4W02	856A03XX9W02	incl. PSU	220-240V	10,6	1250	118	93
Strada 75 LV-TW 2700-6500K 1250Lm 60° Casambi	856A03XX4X02	856A03XX9X02	incl. PSU	220-240V	10,6	1250	118	93
Strada 75 LV-TW 2700-6500K 1250Lm 80° Dali	856A03XX4Y02	856A03XX9Y02	incl. PSU	220-240V	10,6	1250	118	93
Strada 75 LV-TW 2700-6500K 1250Lm 80° Casambi	856A03XX4Z02	856A03XX9Z02	incl. PSU	220-240V	10,6	1250	118	93

ITEM SPECIFICATIONS (PART B)

Description	2700K				6500K				UGR	Pf	Ripple	Inrush	B16A
	R9	Rf	Rg	R15	R9	Rf	Rg	R15					
Strada 75 LV-TW 2700-6500K 1250Lm 60° Dali	54	92	100	87	64	91	98	90	24.0	0.90	<5%	200mA²s	106 pcs
Strada 75 LV-TW 2700-6500K 1250Lm 60° Casambi	54	92	100	87	64	91	98	90	24.0	0.90	<5%	200mA²s	106 pcs
Strada 75 LV-TW 2700-6500K 1250Lm 80° Dali	54	92	100	87	64	91	98	90	28.4	0.90	<5%	200mA²s	106 pcs
Strada 75 LV-TW 2700-6500K 1250Lm 80° Casambi	54	92	100	87	64	91	98	90	28.4	0.90	<5%	200mA²s	106 pcs

ITEM SPECIFICATIONS (PART C)

Description	Safety class	Energy class	Weight	Dimensions single carton	Quantity per carton	Expected Lifetime			Reported Lifetime*		
						L70B10	L80B10	L90B10	L70B10	L80B10	L90B10
Strada 75 LV-TW 2700-6500K 1250Lm	II	F	429 gr	160x107x100 mm	18 pcs	177.000 hrs	113.000 hrs	51.000 hrs	>102.000 hrs	>102.000 hrs	51.000 hrs

All values are measured at 230V (+/- 7%). *Based on 17.000hrs of LM80 testing at 700mA and a Tc85 °C.

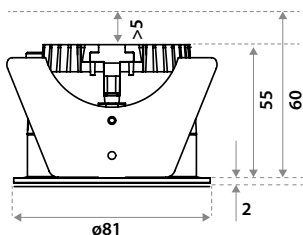
FIRE RATING TUBE

Description	Item code	Cut-out	time
Fire rating tube 75	009G03MW0000	ø76x86mm	90 min.



⚠ Only in combination with WS (wire) springs versions.

DIMENSIONS



CUT-OUT



Using CS springs: Ø 75 mm.
Thickness ceiling 5-60 mm
& recess depth 60 mm.



Using WS springs: Ø 77 mm.
Thickness ceiling 1-55 mm
& recess depth 60 mm.